



Desenvolvimento Social

Ministério do Desenvolvimento Social e Combate à Fome



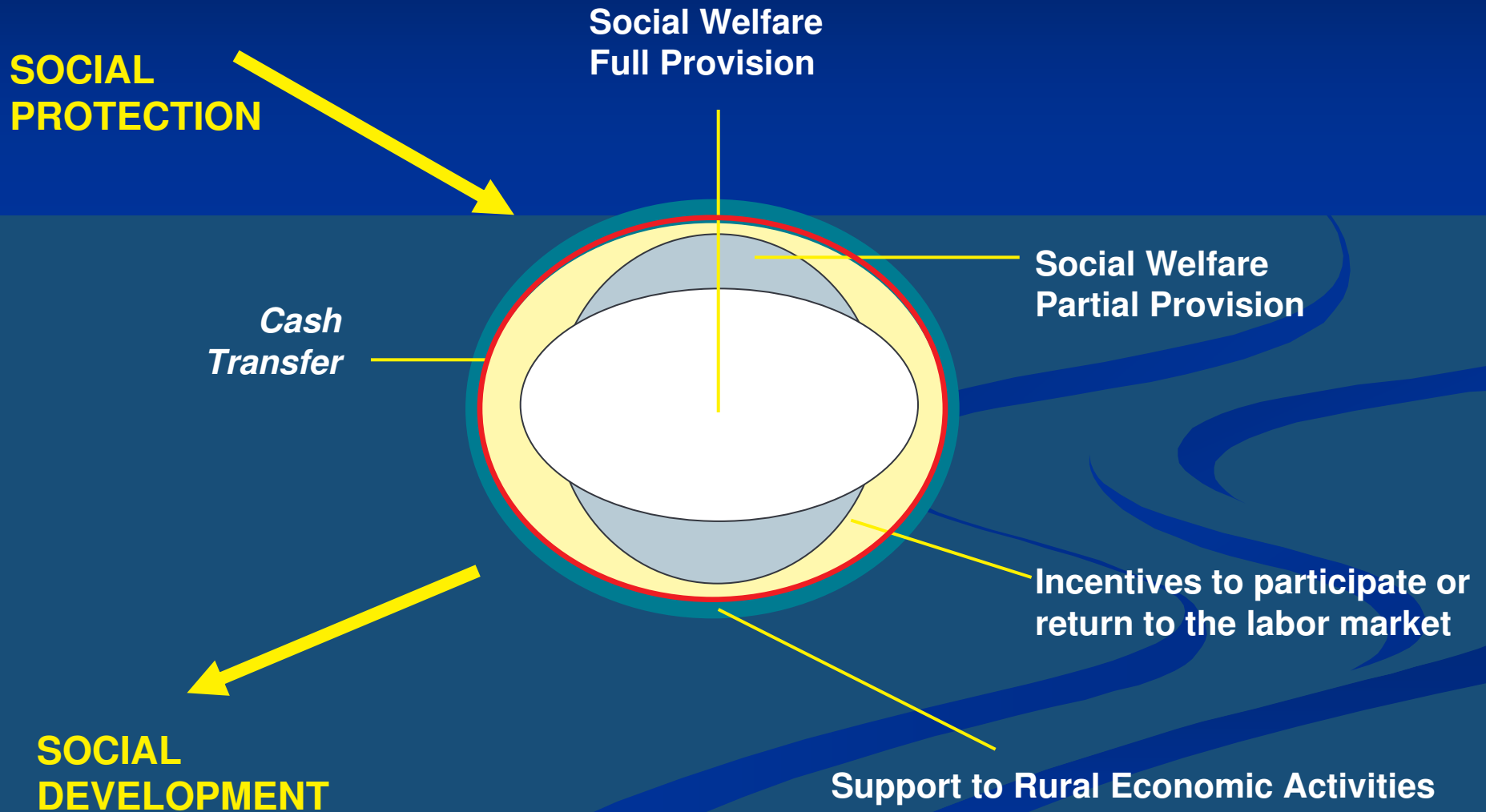
Contributions of the Social Development Programs in Brazil to Eradicate Hunger, Reduce Poverty and Other Social Vulnerabilities

Roberto Wagner da Silva
Rodrigues

Brazil

Cape Town, june 2007

Brazilian Welfare Policy Framework

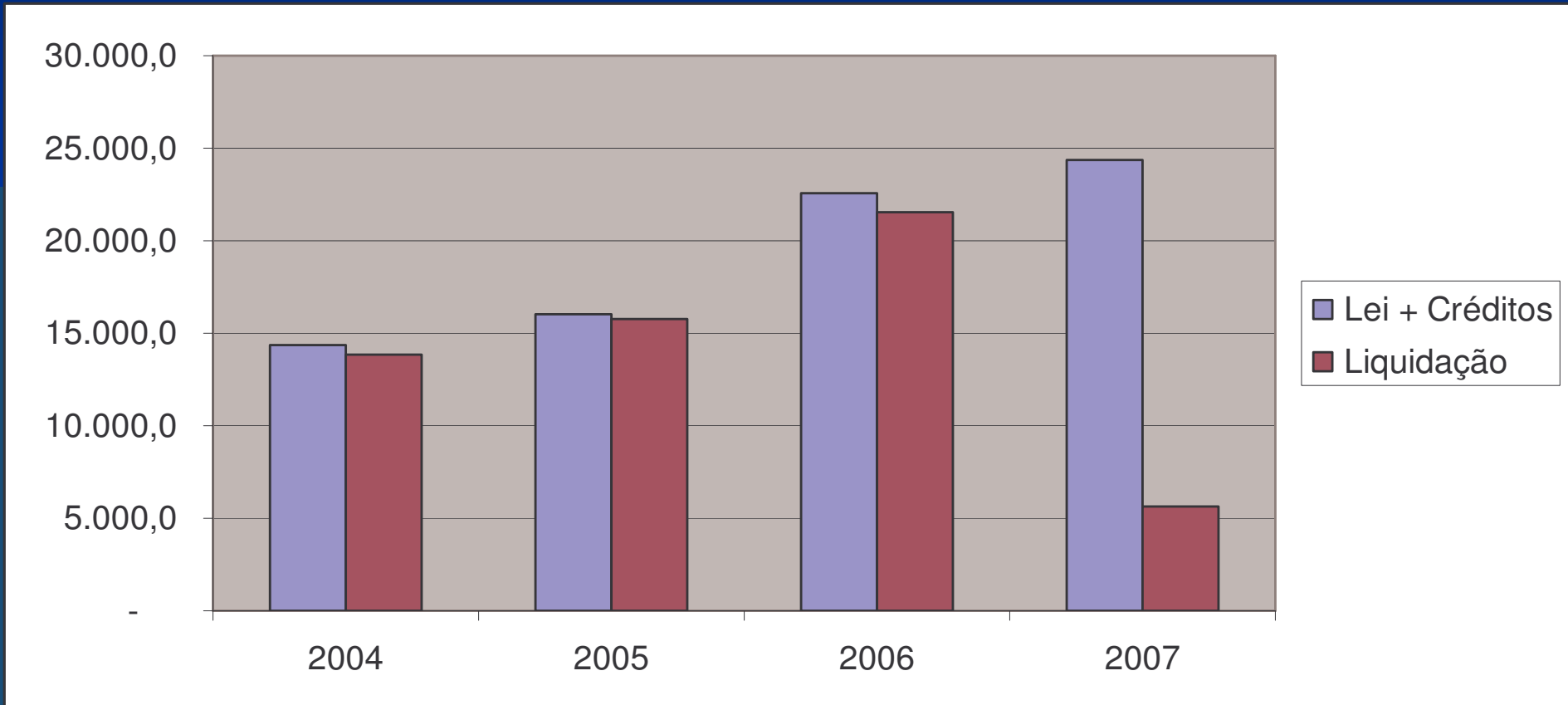




- **Population: 180 million**
- **5 regions**
- **Area: 8,514,215.3 km²**
- **26 States and the Federal District
5,564 municipalities**
- **Poor families: Approximately 11.2
million families (44 million people)**
- **Extremely poor families:
Approximately 4.5 million families**

Budget Evolution of MDS - 2004 a 2007

1 real ~2dollars



Between 2004 and 2006 budget execution was around 97%

History and Basic Features

- Inclusion of social assistance as a basic right in the 1988 constitution (independent of social security contribution)
- Many legislative actions to formalize social assistance (Organic Law of Social Assistance - 1993)
- CCT Initiatives in Campinas and in the Federal District – 1995
- ZERO HUNGER – 2003 january
- Bolsa Familia – september 2003
- Separation of contributive and non-contributive social protection with the creation of MDS - 2004
- Creation of SUAS (Single System of Social Assistance).

BF Objectives

- Alleviate poverty
- Promoting health
- Empowerment of the families
- Direct cash transfer (short term)
- Health attendance as condition to stay in (mid-term)
- Education attendance and continuation (long term)
- Link to complimentary services

Obtained Results in Social Management:

- a) Merger of four income-transfer programs, which had been spread out among four different ministries, into one, called Bolsa Família (family fund). This pays up to 95 reais (\$48) a month to 11.1m of Brazil's poorest families (achieved in 2006).
- b) The Bolsa Família Program has been recognized by independent studies as world example of a well focused initiative to alleviate poverty
- c) BF has increased attendance and reduced dropout rates
- d) Breaks down clientelism and helps to strength the notion of Social Rights in the field of Social Policy and Social Assistance
- e) More efficiency and transparency, using Information systems to aid social management
- f) Improvement of programs and actions by using information as a result of social research realized by independent institutions.

Survey with beneficiaries of the Bolsa Familia Program, december 2004

Bolsa Familia Program image among beneficiated families	Agree
Bolsa Família allows attended families to have better quality and variety nourishment	93,1%
Bolsa Família allows attended families consume a greater amount of food per family member	92,5%

Over 75% of the families spend more than 75% of the benefit with food.

Eligibility

Bolsa Familia eligibility	Amount per capita	Benefit
Extreme poverty	Up to U\$30.00	Basic = \$25.00 + 7.5 per child up to three children
Situation of poverty	U\$30 to U\$60	No basic benefit + \$7.5 up to three children



Desenvolvimento Social

Ministério do Desenvolvimento Social e Combate à Fome



Performance of Policies, Programs and Actions

Three Pillars mark MDS social actions:

- 1. Fight against Hunger and Malnutrition**
- 2. Reduction of poverty and inequality**
- 3. Enlargement of the network of Social Assistance Services (SUAS)**

1) Fight Against Hunger and Malnutrition

Landmarks of the Policy for Food and Nutritional Security

- a) Reactivation and strengthening of CONSEA in 2003
- b) Approval of the Organic Act of Social Assistance (LOSAN), in 2006

Principal MDS programs that aim to guarantee access to food:

- a) Bolsa Família Program
- b) Food Acquisition Program - PAA
- c) Cistern Program
- d) Decentralized systems for food security (*Restaurantes Populares Program (low-income restaurants); Community Kitchens; Food Banks; Community Gardens*)
- e) Food Baskets

Some Results from the Fight Against Malnutrition

In the Semi-arid region, participation in Bolsa Família reduced the risk of chronic malnutrition in children under five by 30%

The largest benefit was seen for children between the ages of 6 and 11 months, for whom there was a 62% reduction in the risk of chronic malnutrition.

Source: Inquiry “Chamada Nutricional” – MDS/MS 2006.

Other contributions from Bolsa Família

- 85.6% of the benefited families consider that the family's food either "improved" or "improved greatly" after the start of the program.
- 94,2% of the benefited families declare that children under the age of five eat three or more meals per day.

Source: DataUFF/Ufba/MDS, 2006.

Food Acquisition Program (PAA):

- Approximately one billion reais were invested in the program between 2003 and 2006, benefiting 114 thousand farmers.
- In 2006, the food acquired through the PAA was destined for approximately 7 million people who were in situations without food or nutritional security.

PAA-Milk

- The program buys 700 thousand liters of milk/day distributing the product to 647 thousand families daily.

Furthermore, the PAA contributes to the development of Family Agriculture

PAA

- Elevation in the income and insertion of farmers into local markets.
- Family farmer beneficiaries possess receipts of commercialization of agriculture production almost three times greater than non beneficiaries – a difference associated with sales to the PAA

PAA-Milk

Source: USP/FEALQ (2006)

- Has provoked growth and stability in the market and elevation in the levels of employment and income in regions benefited by the Program.

Source: UFPE (2006)

Cistern Construction in the Semi-Arid

A partnership between the MDS and the Association for the Semi-arid (ASA) enabled the construction of 200 thousand cisterns, benefiting 800 thousand people. From 2003 to 2006, the MDS invested 273 million reais in the program.

26.4% of the benefited families spent more than 2 hours per day transporting water. This percentage dropped to 3% after the construction of a cistern.

According to declarations made by those interviewed, the percentage of people who had diarrhea fell from 22% to 0.58%.

Perceptions of the family of the quality of water consumed:

- *Before the cistern:* Good \Rightarrow 22% Horrible \Rightarrow 22%
- *After the Cistern:* Good \Rightarrow 96% Horrible \Rightarrow 0.69%

Source: Embrapa/MDS, 2006.



Desenvolvimento Social

Ministério do Desenvolvimento Social e Combate à Fome



Fight Against Poverty

The cash transfer programs have contributed to the reduction of poverty and inequality in the country

Bolsa Família : Fulfillment of Service goals

2003: 1.2 million families serviced

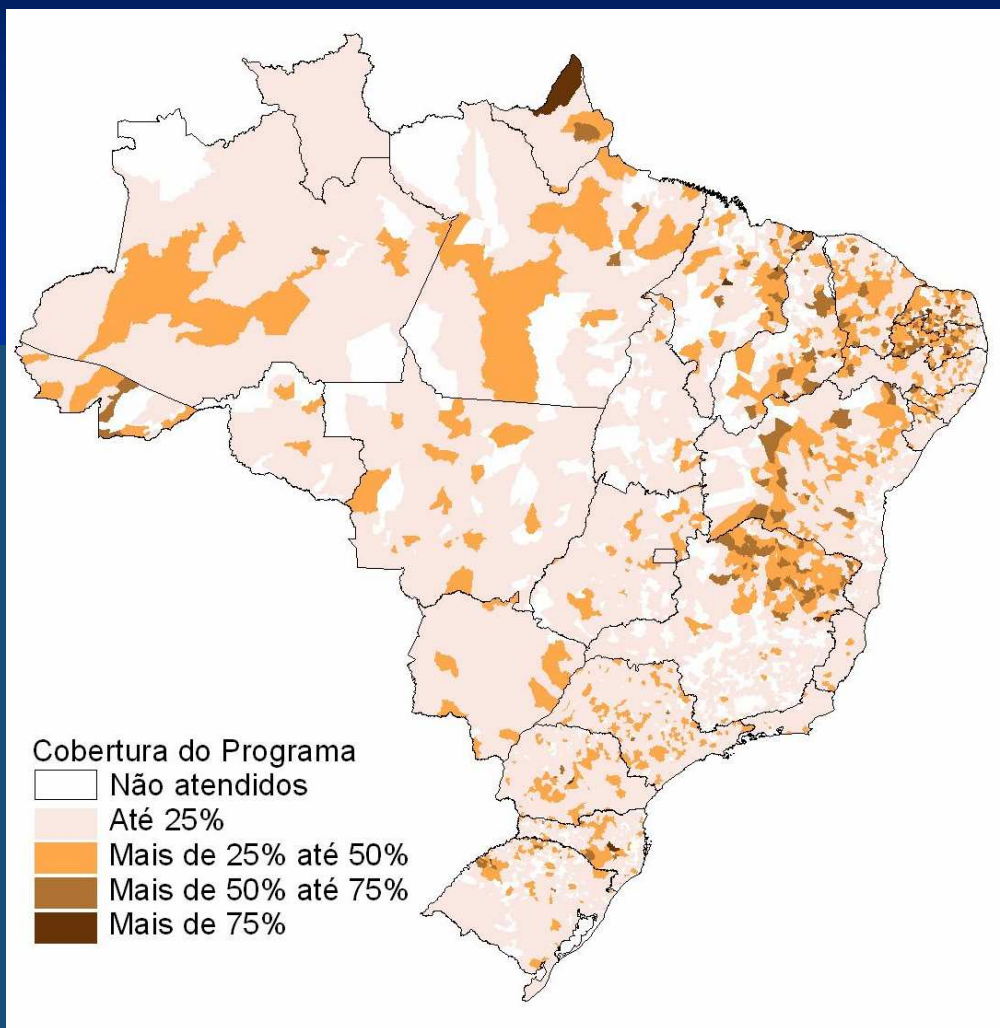
2006: 11.1 million families serviced

Expansion of services of Continued Cash Benefits (BPC/LOAS) :

2003: 1.7 million beneficiaries

2006: 2.5 million beneficiaries

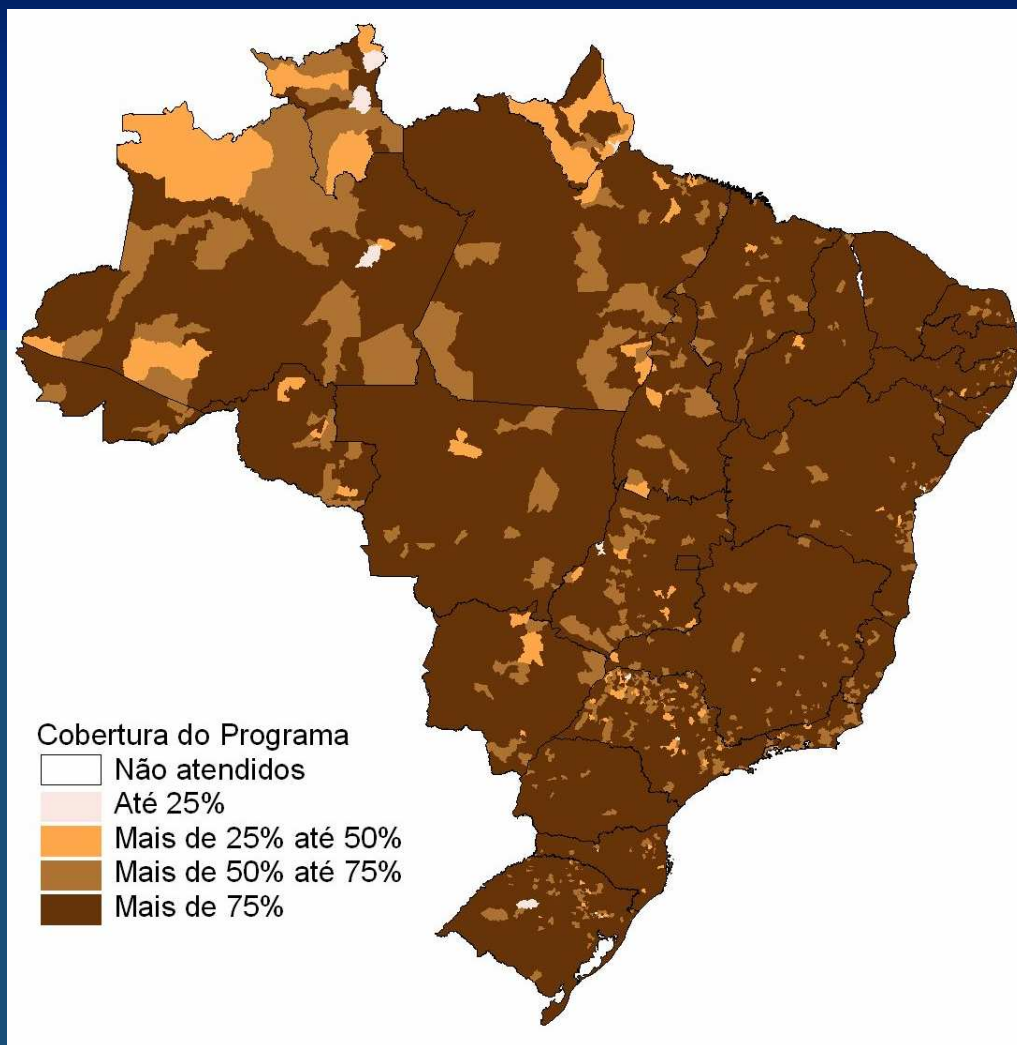
Coverage of Bolsa Família (%), Brazil, October-2003



1.2 million beneficiary families

Source: MDS/SAGI e IPEA, Nota: (1) Coverage = Number of families benefited in Oct/2003, divided by the estimated number of poor families

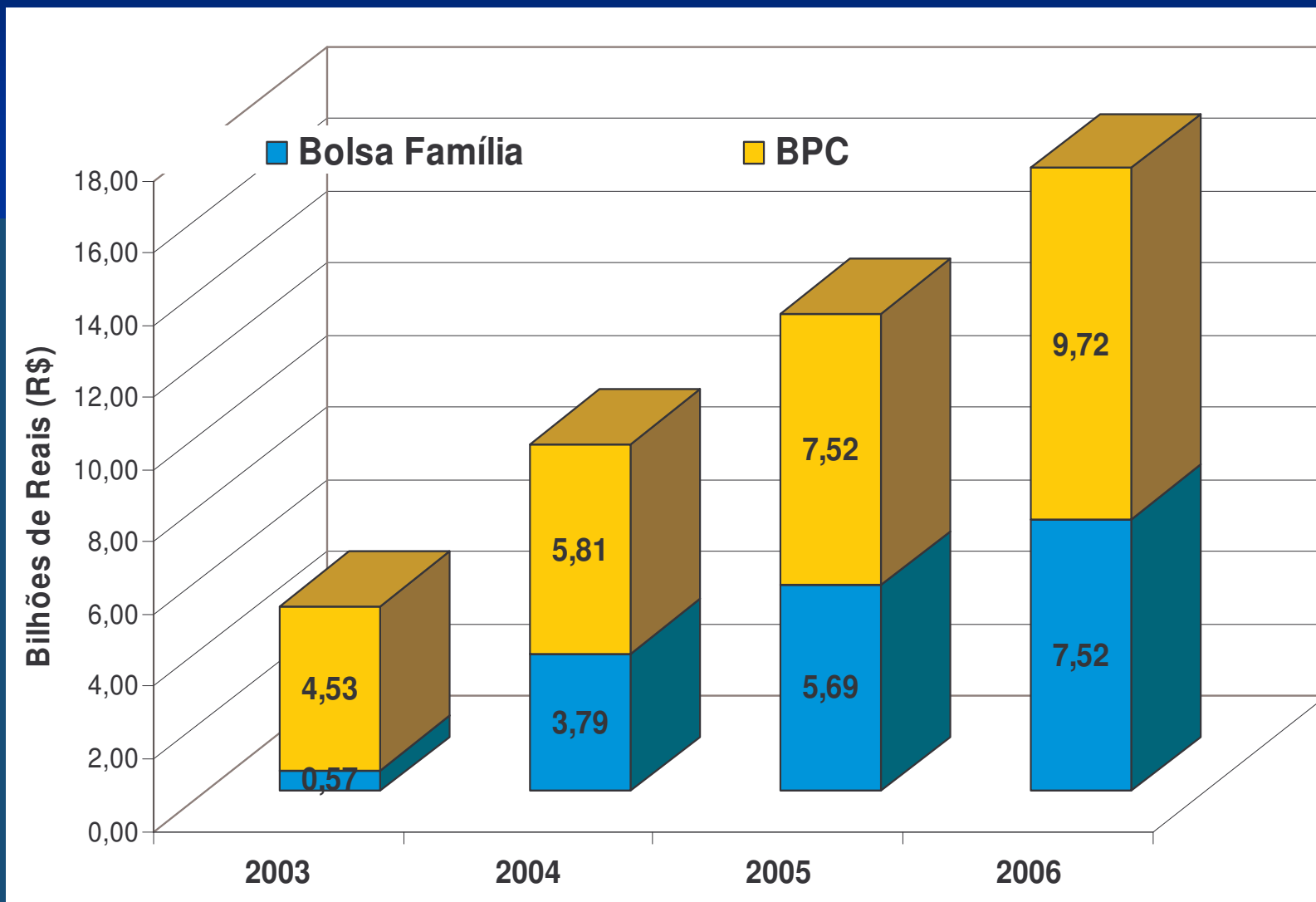
Coverage of Bolsa Família (%), Brazil, December -2006



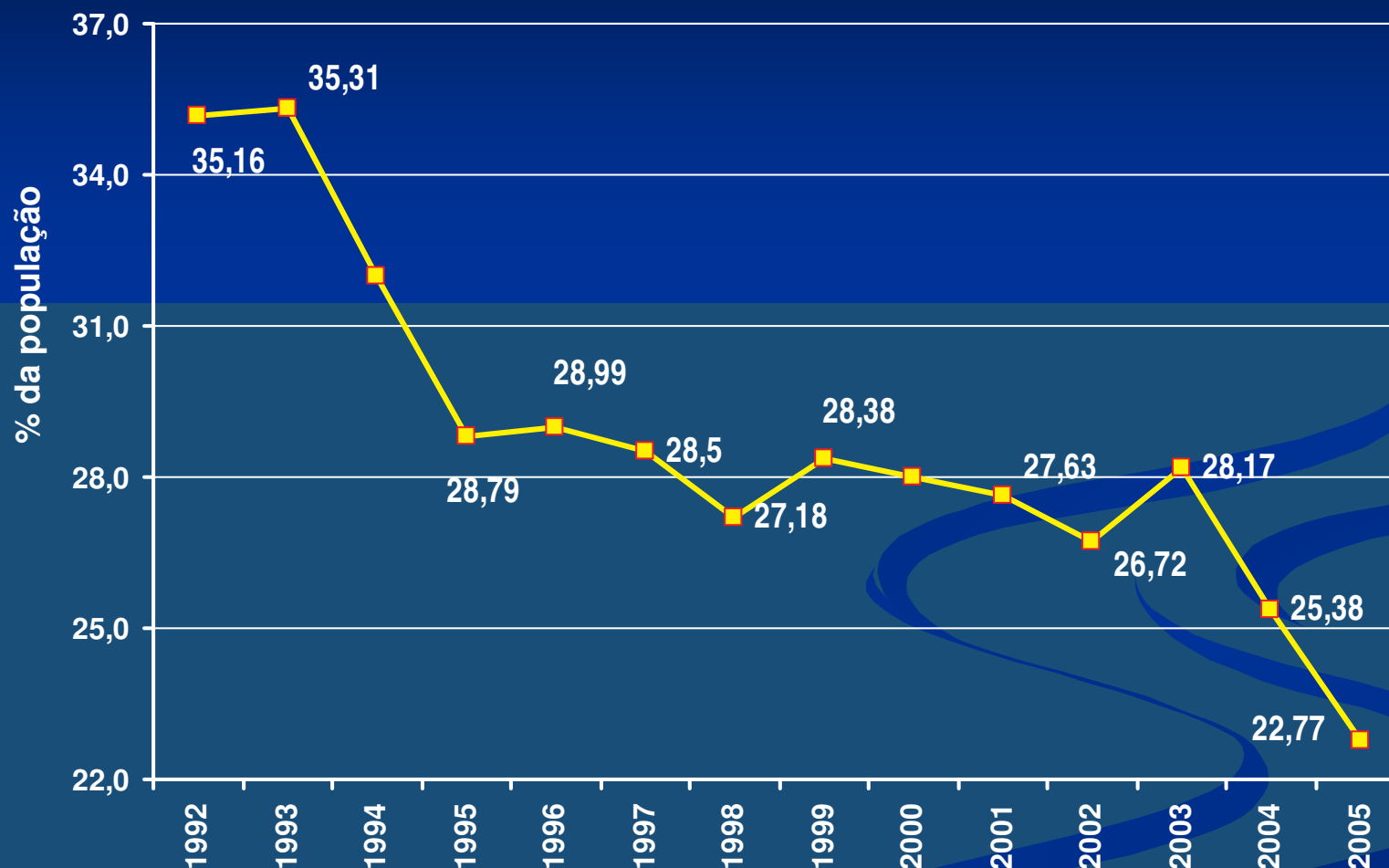
11 million beneficiary families

Source: MDS/SAGI e IPEA, Nota: (1) Coverage = Number of benefited families in Jul/2006, divided by the estimated number of poor families

Evolution of applied resources for PBF e BPC- Brazil, 2003-2006



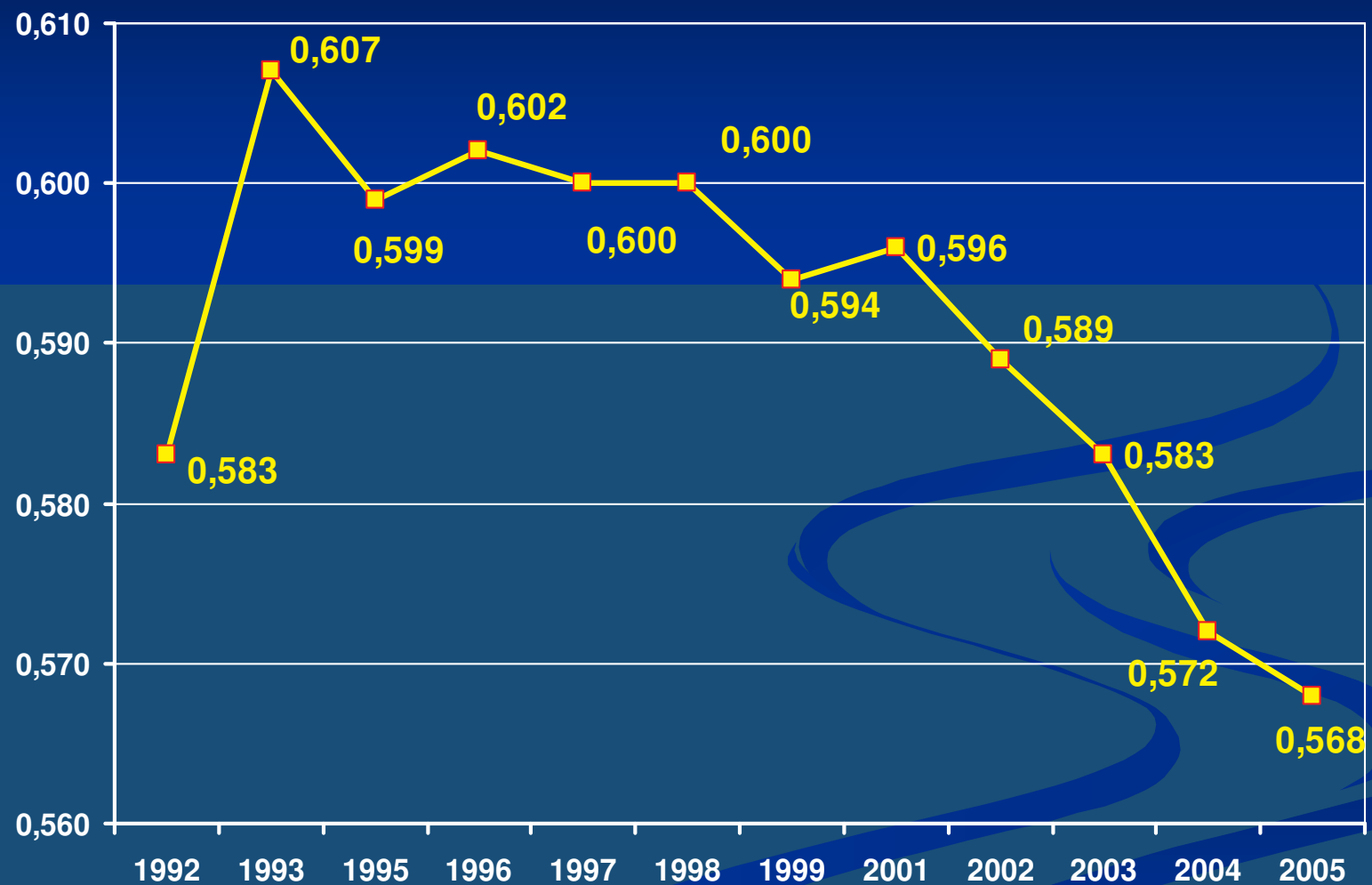
The Fall of Misery in Brazil



Source: CPS/FGV starting with microdata from PNAD/IBGE.

Defined as the proportion of the population with a per capita income of less than R\$121 to today's prices from São Paulo, adjusted by regional differences in the cost of living. Obs: 1994 and 2000 are averages of adjacent years. In those years, PNAD did not conduct surveys.

Evolution of the Gini index



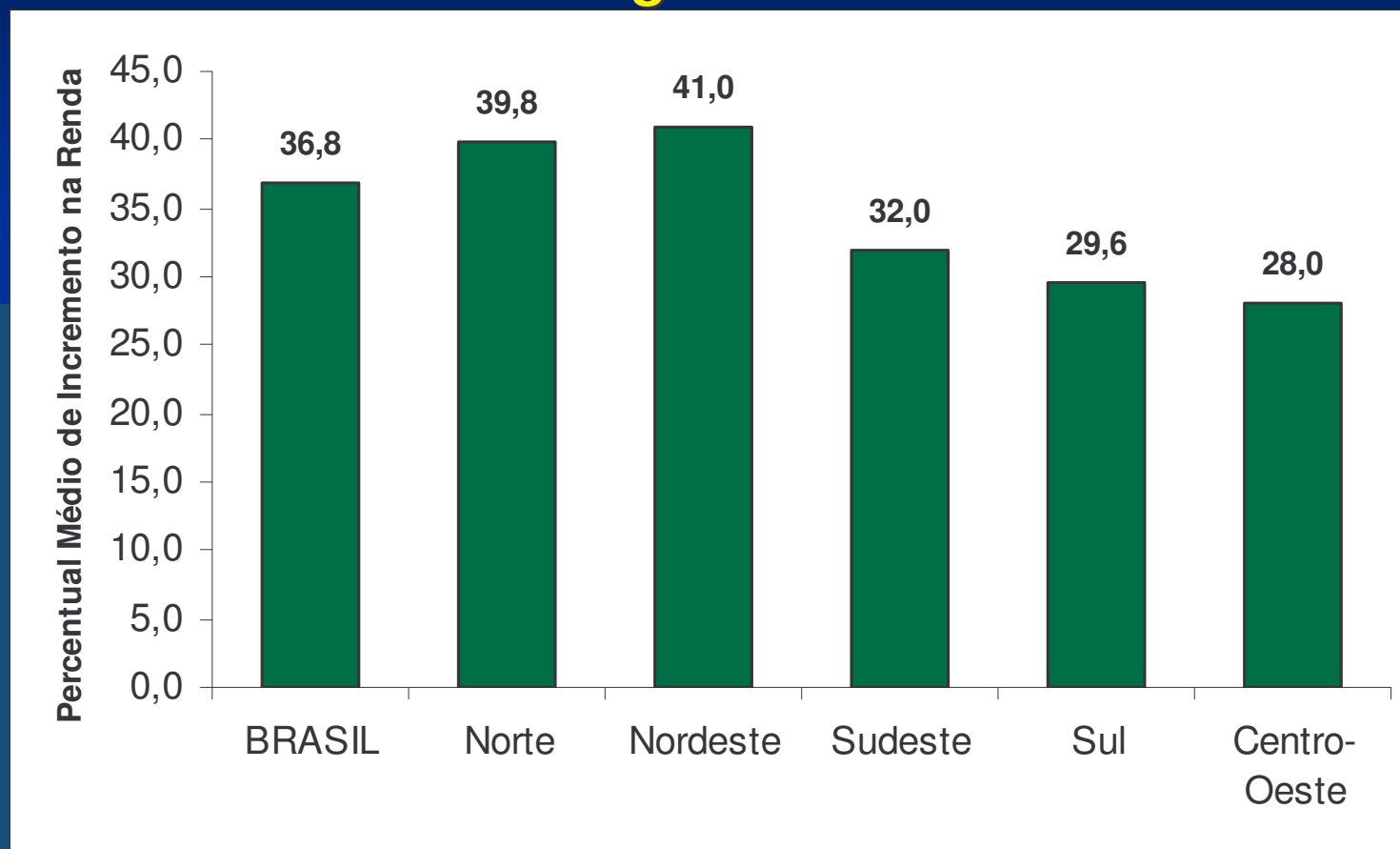
Source: CPS/FGV using micro data from PNAD/IBGE.

Contribution of cash transfer programs in the fall of income inequality 1995-2004

- Cash transfers from social program were responsible for 28% of the drop in inequality during the period (as measured by the Gini index)
 - Bolsa Família – 21%
 - BPC – 7%

Sources: SOARES, F.V., SOARES, S., MEDEIROS, M. e OSÓRIO, R. 2006 "CASH TRANSFER PROGRAMMES IN BRAZIL: IMPACTS ON INEQUALITY AND POVERTY" – Working Paper, 21

Impact of PBF on Beneficiary Performance August/2006



Average rise of 36.8% in the income of beneficiary families, resulting in 2.5 million families rising above the line of extreme poverty

Source: Study SAGI/MDS with a base in the data from Unified Registry (SENARC – August, 2006) e Payment sheets from PBF (CAIXA ECONÔMICA FEDERAL- August, 2006)



Desenvolvimento Social

Ministério do Desenvolvimento Social e Combate à Fome

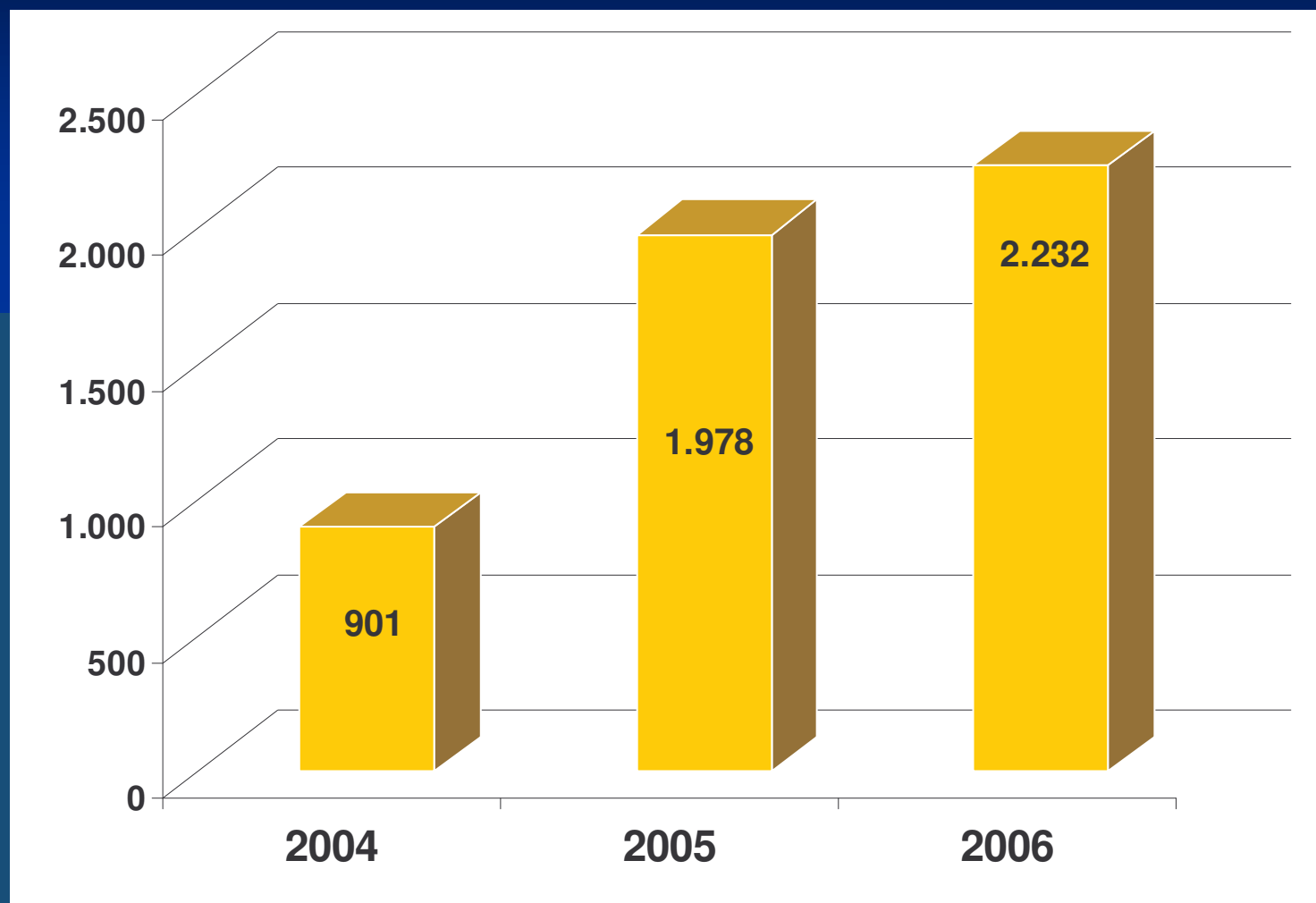


Enlargement of the Provision of Social Assistance Services

Social Assistance passes through profound changes in Brazil

- SUAS organizes, for the first time in the history of the country, services, programs, and benefits destined for around 50 million Brazilians, in all age groups.
- The new system is the fruit of almost two decades of debate and places in practice precepts from the 1988 Constitution
- The diverse actions and initiatives of service to the needy population leave the realm of volunteerism and into the structure of a National public policy.

Number of CRAS



- Annual service capacity in these CRAS is of 1.8 million families
- R\$ 486 were invested in this service
- The expansion of one thousand new CRAS for the year 2007 was assigned

Principle advances in the protection of children and adolescents

- PETI: Integration with Bolsa Família; expansion from 809 thousand, in 2003, to 1,042,064 children in 2006, reaching 3,388 municipalities
- *Agente Jovem*: Enlargement of service of the program from 56 thousand, in 2004, to 112 thousand beneficiaries in 2006
- Confrontation with the Abuse and Sexual Exploitation of Children and Adolescents: Enlargement of service of the program from 17.8 thousand, in 2004, to 63.3 thousand children in 2006



Desenvolvimento Social

Ministério do Desenvolvimento Social e Combate à Fome



Articulation and Partnerships

Donations collected from 2003 to 2007*

Donations to the Fund for the Fight and Eradication of Poverty	R\$ 13,800,000.00
Goods Donated	R\$ 30,960,000.00
Infrastructure and Services of the Head Office of Fome Zero Relations 0800	R\$ 46,900,000.00
Strategic Partnerships	R\$ 477,000,000.00
TOTAL	R\$ 568,660,000.00



Desenvolvimento Social

Ministério do Desenvolvimento Social e Combate à Fome



Evaluation and Monitoring

Evaluation and Management of Information 2004 to 2006

- Investment of R\$ 34,538,851.66 in research (equivalent to 0.14% of evaluated social program budgets)
- 35 evaluations of social programs concluded with the realization of 203 thousand interviews
- 26 publications with a circulation of 99,580 copies

Evaluation and Management of Information 2004 to 2006

- System of Information with a base in varied data including:
 - Creation of informational tools (Social Information Matrix, DICI-Vip. Visualizer of BF and Module of Social Maps)
 - Monitoring of 87 indicators of social programs
 - 483 disposable thematic maps



Desenvolvimento Social

Ministério do Desenvolvimento Social e Combate à Fome



Demands and Perspectives

- Increase of the values of the benefits
- Adjustments and finalization in the Program design
- Amplification of the offer of complimentary programs
- Finalization of the design for integration other programs
- Improvement of shared management of the program with federal entities, mainly the states

- More effective articulation of PBF with policies of youth support
- Perfecting of “focalização”, with active searching for the most excluded
- Perfecting of methodology for estimating the number of poor families
- Enlargement of utilization of the Unique Registry as an instrument for identification of the beneficiaries for social programs created for poor families
- Ampliação da utilização do Cadastro Único como instrumento para identificação de beneficiários para programas sociais voltados para famílias pobres
- Qualification of municipal and state managers and technicians
- Finalization of audit process, of development of systems
- Continued improvement in the relation with the Caixa

- Implementation of LOSAN and consolidation of SISAN.
- Analysis and evaluation of the impact of SAN policies, with visits and elaboration of the PPA 2008/2011
- Improvement in the mechanisms of inspection and control of programs under the Secretariat.
- Organizational and human resource improvements for better performance of the functions of SESAN

- Universalization of the CRAS and consolidation of the articulation of basic protection services with cash transfer programs; control and accompaniment of vulnerable families; encourage the offer of projects of productive inclusion.
- Universalization of service to children/adolescents in labor situations
- Reordering and intensification of investments in services and in the physical restructuring in the service network
- Elaboration, approval, and execution of the Decennial Plan

- Deepen and regulate the aid services
- Carry out the management pact with state governments
- Consolidation and build up of the SUAS network
- Organization of the special social protection in a systematic manner

- Strengthening of the transfer of the resources “fund-to-fund”
- Continuity of the process of regulation of services and benefits
- Consolidate the social control of the policy of Social Assistance
- Development of qualification of Social Assistance actors
- Employ a preventative model in the Social Assistance policy

Other Programs of MDS

- Bolsa Família
- Unique Registry
- Food Acquisition Program – PAA
- Cisterns
- CONSADs (local Development Concils)
- Popular Restaurants (low-income)
- Food Banks
- Community Kitchens
- Food Basket Distribution
- Urban Agriculture
- Food and Nutrition Education
- Educational Booklets
- Quilombo Community Support
- BPC/LOAS/RMV : Elderly e Disabled
- Integral Family Care Program – PAIF
- Social Assistance Reference Centers – CRAS
- Social Assistance Specialized Reference Centers – CREAS
- Continued Services for the service of children, family, and elderly
- Child Labor Eradication Program - PETI
- Youth Agent Program for human development



Desenvolvimento Social

Ministério do Desenvolvimento Social e Combate à Fome



Thank you!